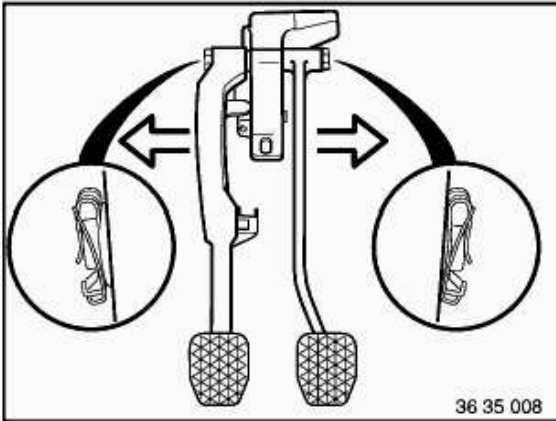


Note:

Remove and install mounting block for pedal assembly, see 35 11 000

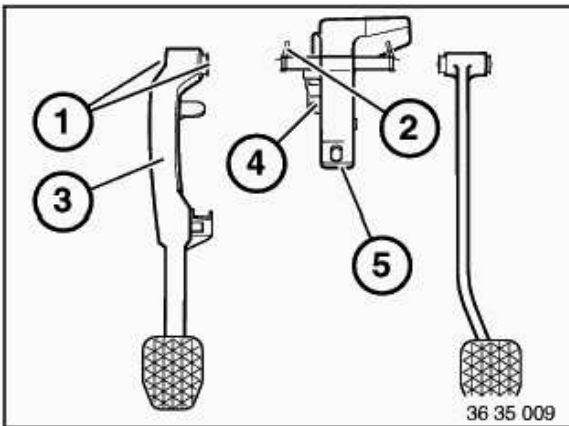


Take off locking clips.

Pull brake and clutch pedals off shaft.

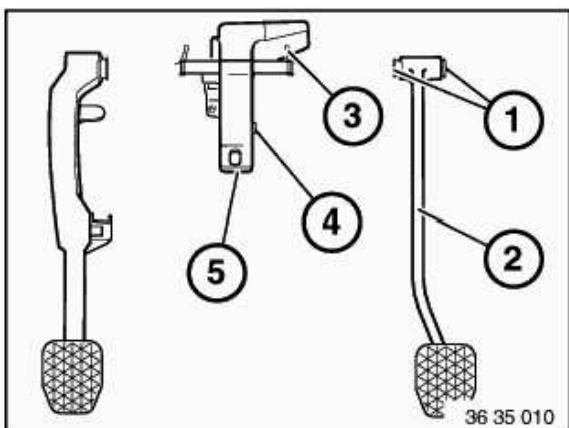
Installation:

Make sure locking clips are seated correctly.



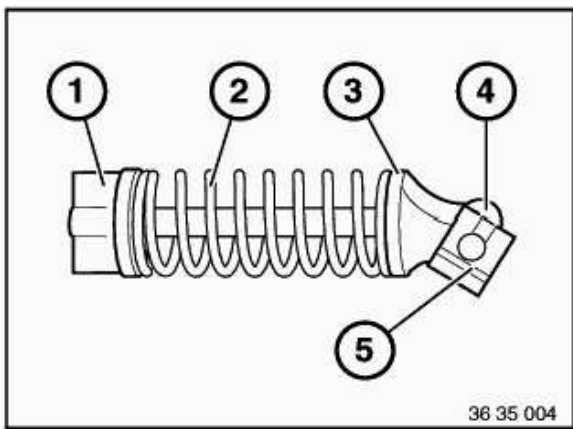
Clutch-pedal assembly:

1. Bearing sleeves - check or replace
2. Locking clip
3. Clutch pedal
4. Grommet for clutch-pedal return spring
5. Mounting block



Brake-pedal assembly:

1. Bearing sleeves - check or replace
2. Brake pedal
3. Locking clip
4. Grommet
5. Mounting block



Assembly of over-center helper spring

1. Spring retainer
2. Over-center helper spring
3. Guide pin
4. Bearing shaft
5. Locking clip

Check grommet on clutch pedal, replacing if necessary.

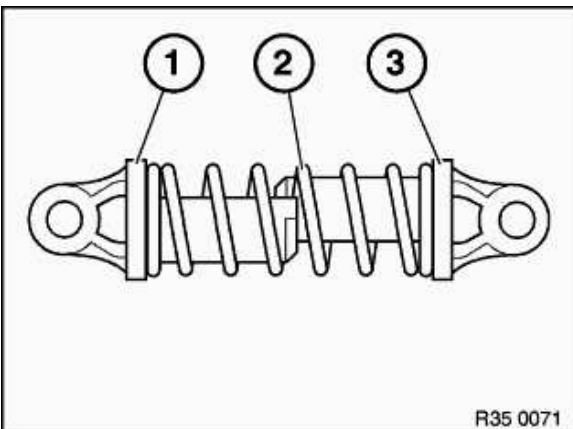
Check grommet on shaft for brake pedal, replacing if necessary.

Transfer brake and clutch pedals with bearing sleeves. Check grommets on pedals, replacing if necessary.

Transfer grommet for brake pedal return spring, replacing if necessary.

Transfer grommet for clutch pedal return spring, replacing if necessary.

Grease sliding faces, see Technical Data



Over-center helper spring from model 3/97:

1. Spring retainer, black
2. Over-center helper spring
3. Spring retainer, gray