

Remove cover from front wheel housing.

Remove and install / replace cover on rear left or right
wheel housing,

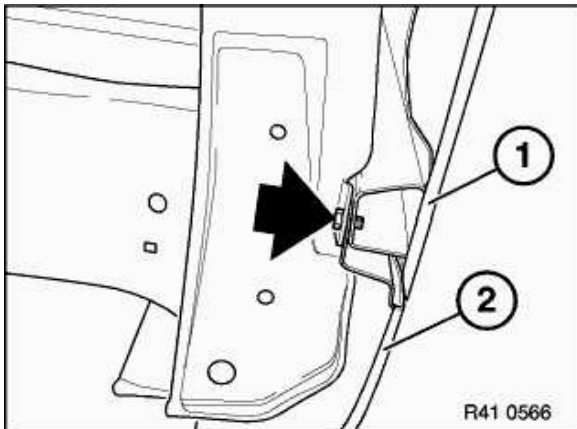
refer to 51 71 041

Remove finisher on B-pillar,

refer to 51 47 080

Remove finisher strip from front entrance,

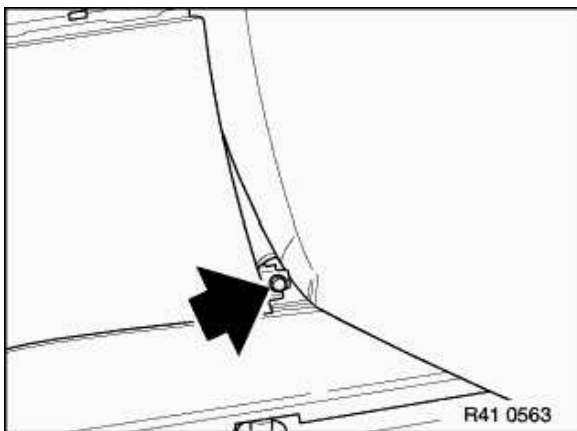
refer to 51 47 065



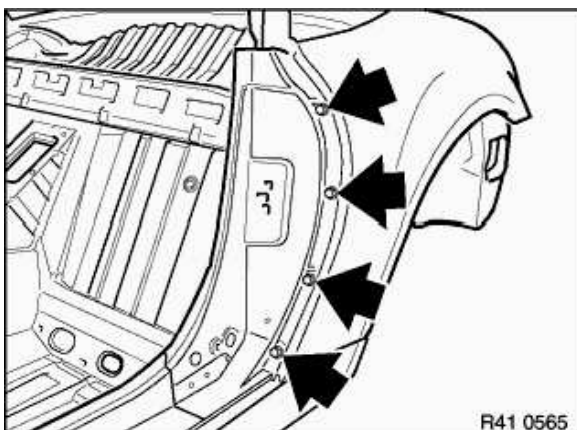
Unfasten screw in front wheel arch for front side panel and trim
for cover on side member.

1 = Side wall, front

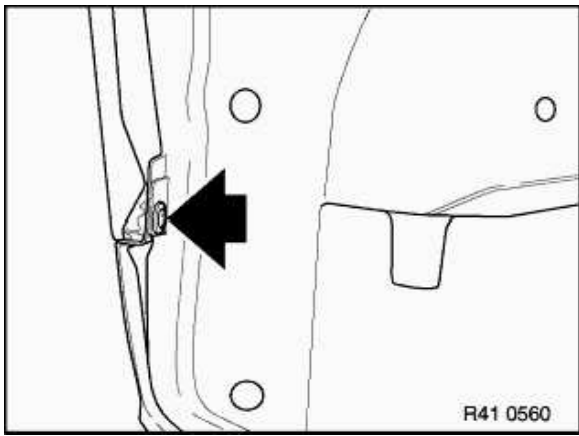
2 = Trim for cover on side member



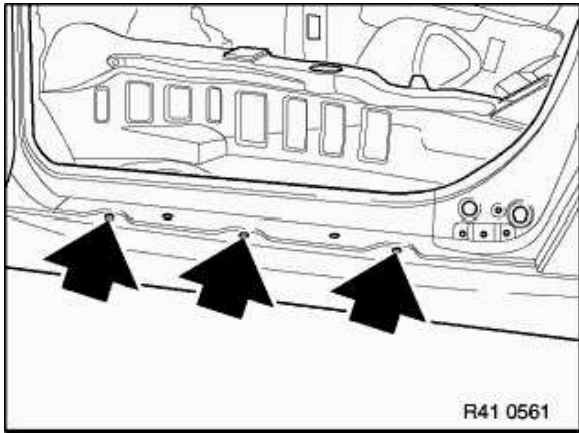
Open door and unfasten screw.



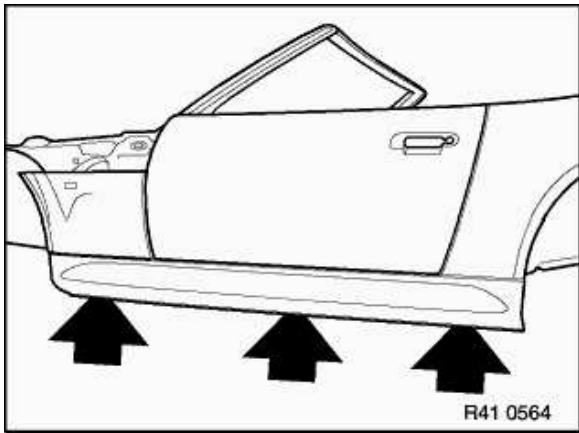
Retaining screws from rear side panel on B-pillar.



Unfasten screw in rear wheel arch for trim on cover of side member and side panel.



Unscrew upper mounting bolts.



Unfasten lower retaining screws.

Caution!

Do not damage front side panel and rear side panel when removing the trim for the cover on the side member!

Remove trim for cover on side member.